

51. The joint density function for random variables  $X$ ,  $Y$ , and  $Z$  is  $f(x, y, z) = Cxyz$  if  $0 \leq x \leq 2$ ,  $0 \leq y \leq 2$ ,  $0 \leq z \leq 2$ , and  $f(x, y, z) = 0$  otherwise.
- Find the value of the constant  $C$ .
  - Find  $P(X \leq 1, Y \leq 1, Z \leq 1)$ .
  - Find  $P(X + Y + Z \leq 1)$ .
52. Suppose  $X$ ,  $Y$ , and  $Z$  are random variables with joint density function  $f(x, y, z) = Ce^{-(0.5x+0.2y+0.1z)}$  if  $x \geq 0$ ,  $y \geq 0$ ,  $z \geq 0$ , and  $f(x, y, z) = 0$  otherwise.
- Find the value of the constant  $C$ .
  - Find  $P(X \leq 1, Y \leq 1)$ .
  - Find  $P(X \leq 1, Y \leq 1, Z \leq 1)$ .

53–54 The **average value** of a function  $f(x, y, z)$  over a solid region  $E$  is defined to be

$$f_{\text{ave}} = \frac{1}{V(E)} \iiint_E f(x, y, z) \, dV$$

where  $V(E)$  is the volume of  $E$ . For instance, if  $\rho$  is a density function, then  $\rho_{\text{ave}}$  is the average density of  $E$ .

53. Find the average value of the function  $f(x, y, z) = xyz$  over the cube with side length  $L$  that lies in the first octant with one vertex at the origin and edges parallel to the coordinate axes.
54. Find the average value of the function  $f(x, y, z) = x^2z + y^2z$  over the region enclosed by the paraboloid  $z = 1 - x^2 - y^2$  and the plane  $z = 0$ .

55. (a) Find the region  $E$  for which the triple integral

$$\iiint_E (1 - x^2 - 2y^2 - 3z^2) \, dV$$

is a maximum.

- (b) Use a computer algebra system to calculate the exact maximum value of the triple integral in part (a).

## DISCOVERY PROJECT

## VOLUMES OF HYPERSPHERES

In this project we find formulas for the volume enclosed by a hypersphere in  $n$ -dimensional space.

- Use a double integral and trigonometric substitution, together with Formula 64 in the Table of Integrals, to find the area of a circle with radius  $r$ .
- Use a triple integral and trigonometric substitution to find the volume of a sphere with radius  $r$ .
- Use a quadruple integral to find the hypervolume enclosed by the hypersphere  $x^2 + y^2 + z^2 + w^2 = r^2$  in  $\mathbb{R}^4$ . (Use only trigonometric substitution and the reduction formulas for  $\int \sin^n x \, dx$  or  $\int \cos^n x \, dx$ .)
- Use an  $n$ -tuple integral to find the volume enclosed by a hypersphere of radius  $r$  in  $n$ -dimensional space  $\mathbb{R}^n$ . [Hint: The formulas are different for  $n$  even and  $n$  odd.]

## 15.8 Triple Integrals in Cylindrical Coordinates

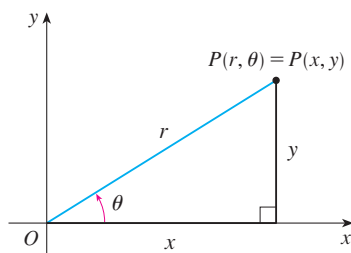
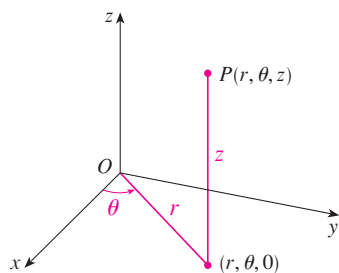


FIGURE 1

In plane geometry the polar coordinate system is used to give a convenient description of certain curves and regions. (See Section 10.3.) Figure 1 enables us to recall the connection between polar and Cartesian coordinates. If the point  $P$  has Cartesian coordinates  $(x, y)$  and polar coordinates  $(r, \theta)$ , then, from the figure,

$$\begin{aligned} x &= r \cos \theta & y &= r \sin \theta \\ r^2 &= x^2 + y^2 & \tan \theta &= \frac{y}{x} \end{aligned}$$

In three dimensions there is a coordinate system, called *cylindrical coordinates*, that is similar to polar coordinates and gives convenient descriptions of some commonly occurring surfaces and solids. As we will see, some triple integrals are much easier to evaluate in cylindrical coordinates.



**FIGURE 2**  
The cylindrical coordinates of a point

## Cylindrical Coordinates

In the **cylindrical coordinate system**, a point  $P$  in three-dimensional space is represented by the ordered triple  $(r, \theta, z)$ , where  $r$  and  $\theta$  are polar coordinates of the projection of  $P$  onto the  $xy$ -plane and  $z$  is the directed distance from the  $xy$ -plane to  $P$ . (See Figure 2.)

To convert from cylindrical to rectangular coordinates, we use the equations

$$1 \quad x = r \cos \theta \quad y = r \sin \theta \quad z = z$$

whereas to convert from rectangular to cylindrical coordinates, we use

$$2 \quad r^2 = x^2 + y^2 \quad \tan \theta = \frac{y}{x} \quad z = z$$

### EXAMPLE 1

- (a) Plot the point with cylindrical coordinates  $(2, 2\pi/3, 1)$  and find its rectangular coordinates.  
 (b) Find cylindrical coordinates of the point with rectangular coordinates  $(3, -3, -7)$ .

#### SOLUTION

(a) The point with cylindrical coordinates  $(2, 2\pi/3, 1)$  is plotted in Figure 3. From Equations 1, its rectangular coordinates are

$$x = 2 \cos \frac{2\pi}{3} = 2 \left( -\frac{1}{2} \right) = -1$$

$$y = 2 \sin \frac{2\pi}{3} = 2 \left( \frac{\sqrt{3}}{2} \right) = \sqrt{3}$$

$$z = 1$$

Thus the point is  $(-1, \sqrt{3}, 1)$  in rectangular coordinates.

(b) From Equations 2 we have

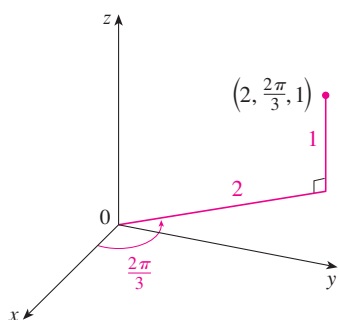
$$r = \sqrt{3^2 + (-3)^2} = 3\sqrt{2}$$

$$\tan \theta = \frac{-3}{3} = -1 \quad \text{so} \quad \theta = \frac{7\pi}{4} + 2n\pi$$

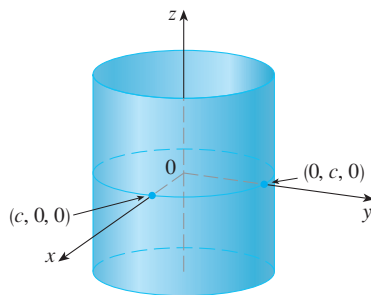
$$z = -7$$

Therefore one set of cylindrical coordinates is  $(3\sqrt{2}, 7\pi/4, -7)$ . Another is  $(3\sqrt{2}, -\pi/4, -7)$ . As with polar coordinates, there are infinitely many choices.

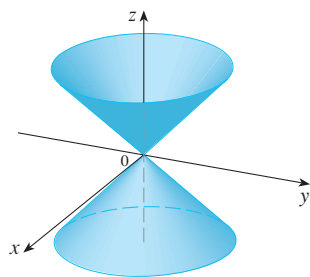
Cylindrical coordinates are useful in problems that involve symmetry about an axis, and the  $z$ -axis is chosen to coincide with this axis of symmetry. For instance, the axis of the circular cylinder with Cartesian equation  $x^2 + y^2 = c^2$  is the  $z$ -axis. In cylindrical coordinates this cylinder has the very simple equation  $r = c$ . (See Figure 4.) This is the reason for the name “cylindrical” coordinates.



**FIGURE 3**



**FIGURE 4**  
 $r = c$ , a cylinder



**FIGURE 5**  
 $z = r$ , a cone

**V EXAMPLE 2** Describe the surface whose equation in cylindrical coordinates is  $z = r$ .

**SOLUTION** The equation says that the  $z$ -value, or height, of each point on the surface is the same as  $r$ , the distance from the point to the  $z$ -axis. Because  $\theta$  doesn't appear, it can vary. So any horizontal trace in the plane  $z = k$  ( $k > 0$ ) is a circle of radius  $k$ . These traces suggest that the surface is a cone. This prediction can be confirmed by converting the equation into rectangular coordinates. From the first equation in [2] we have

$$z^2 = r^2 = x^2 + y^2$$

We recognize the equation  $z^2 = x^2 + y^2$  (by comparison with Table 1 in Section 12.6) as being a circular cone whose axis is the  $z$ -axis (see Figure 5).

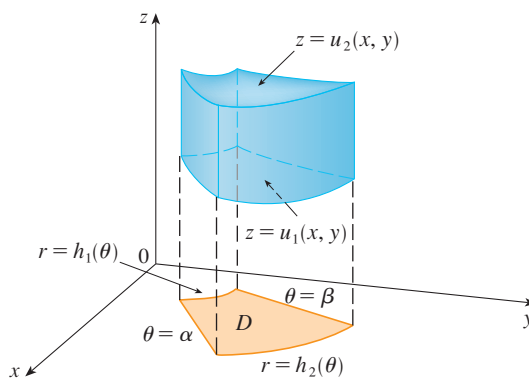
### Evaluating Triple Integrals with Cylindrical Coordinates

Suppose that  $E$  is a type 1 region whose projection  $D$  onto the  $xy$ -plane is conveniently described in polar coordinates (see Figure 6). In particular, suppose that  $f$  is continuous and

$$E = \{(x, y, z) \mid (x, y) \in D, u_1(x, y) \leq z \leq u_2(x, y)\}$$

where  $D$  is given in polar coordinates by

$$D = \{(r, \theta) \mid \alpha \leq \theta \leq \beta, h_1(\theta) \leq r \leq h_2(\theta)\}$$



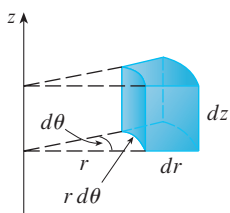
**FIGURE 6**

We know from Equation 15.7.6 that

$$\boxed{3} \quad \iiint_E f(x, y, z) \, dV = \iint_D \left[ \int_{u_1(x, y)}^{u_2(x, y)} f(x, y, z) \, dz \right] dA$$

But we also know how to evaluate double integrals in polar coordinates. In fact, combining Equation 3 with Equation 15.4.3, we obtain

$$\boxed{4} \quad \iiint_E f(x, y, z) \, dV = \int_{\alpha}^{\beta} \int_{h_1(\theta)}^{h_2(\theta)} \int_{u_1(r \cos \theta, r \sin \theta)}^{u_2(r \cos \theta, r \sin \theta)} f(r \cos \theta, r \sin \theta, z) \, r \, dz \, dr \, d\theta$$



**FIGURE 7**  
Volume element in cylindrical coordinates:  $dV = r \, dz \, dr \, d\theta$

Formula 4 is the **formula for triple integration in cylindrical coordinates**. It says that we convert a triple integral from rectangular to cylindrical coordinates by writing  $x = r \cos \theta$ ,  $y = r \sin \theta$ , leaving  $z$  as it is, using the appropriate limits of integration for  $z$ ,  $r$ , and  $\theta$ , and replacing  $dV$  by  $r \, dz \, dr \, d\theta$ . (Figure 7 shows how to remember this.) It is worthwhile to use this formula when  $E$  is a solid region easily described in cylindrical coordinates, and especially when the function  $f(x, y, z)$  involves the expression  $x^2 + y^2$ .

**V EXAMPLE 3** A solid  $E$  lies within the cylinder  $x^2 + y^2 = 1$ , below the plane  $z = 4$ , and above the paraboloid  $z = 1 - x^2 - y^2$ . (See Figure 8.) The density at any point is proportional to its distance from the axis of the cylinder. Find the mass of  $E$ .

**SOLUTION** In cylindrical coordinates the cylinder is  $r = 1$  and the paraboloid is  $z = 1 - r^2$ , so we can write

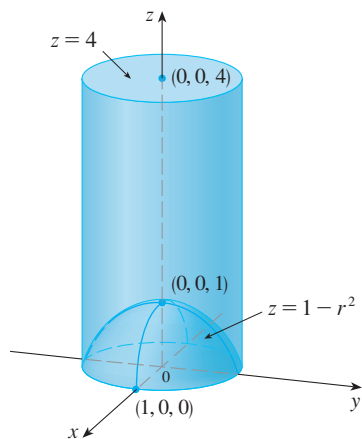
$$E = \{(r, \theta, z) \mid 0 \leq \theta \leq 2\pi, 0 \leq r \leq 1, 1 - r^2 \leq z \leq 4\}$$

Since the density at  $(x, y, z)$  is proportional to the distance from the  $z$ -axis, the density function is

$$f(x, y, z) = K\sqrt{x^2 + y^2} = Kr$$

where  $K$  is the proportionality constant. Therefore, from Formula 15.7.13, the mass of  $E$  is

$$\begin{aligned} m &= \iiint_E K\sqrt{x^2 + y^2} \, dV = \int_0^{2\pi} \int_0^1 \int_{1-r^2}^4 (Kr) \, r \, dz \, dr \, d\theta \\ &= \int_0^{2\pi} \int_0^1 Kr^2 [4 - (1 - r^2)] \, dr \, d\theta = K \int_0^{2\pi} d\theta \int_0^1 (3r^2 + r^4) \, dr \\ &= 2\pi K \left[ r^3 + \frac{r^5}{5} \right]_0^1 = \frac{12\pi K}{5} \end{aligned}$$



**FIGURE 8**

**EXAMPLE 4** Evaluate  $\int_{-2}^2 \int_{-\sqrt{4-x^2}}^{\sqrt{4-x^2}} \int_{\sqrt{x^2+y^2}}^2 (x^2 + y^2) \, dz \, dy \, dx$ .

**SOLUTION** This iterated integral is a triple integral over the solid region

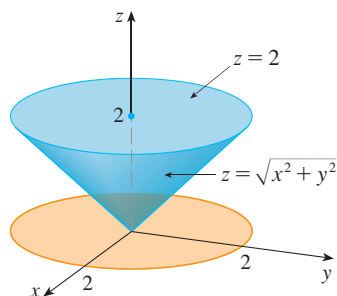
$$E = \{(x, y, z) \mid -2 \leq x \leq 2, -\sqrt{4-x^2} \leq y \leq \sqrt{4-x^2}, \sqrt{x^2 + y^2} \leq z \leq 2\}$$

and the projection of  $E$  onto the  $xy$ -plane is the disk  $x^2 + y^2 \leq 4$ . The lower surface of  $E$  is the cone  $z = \sqrt{x^2 + y^2}$  and its upper surface is the plane  $z = 2$ . (See Figure 9.) This region has a much simpler description in cylindrical coordinates:

$$E = \{(r, \theta, z) \mid 0 \leq \theta \leq 2\pi, 0 \leq r \leq 2, r \leq z \leq 2\}$$

Therefore we have

$$\begin{aligned} \int_{-2}^2 \int_{-\sqrt{4-x^2}}^{\sqrt{4-x^2}} \int_{\sqrt{x^2+y^2}}^2 (x^2 + y^2) \, dz \, dy \, dx &= \iiint_E (x^2 + y^2) \, dV \\ &= \int_0^{2\pi} \int_0^2 \int_r^2 r^2 \, r \, dz \, dr \, d\theta \\ &= \int_0^{2\pi} d\theta \int_0^2 r^3 (2 - r) \, dr \\ &= 2\pi \left[ \frac{1}{2} r^4 - \frac{1}{5} r^5 \right]_0^2 = \frac{16}{5} \pi \end{aligned}$$



**FIGURE 9**

## 15.8 Exercises

1–2 Plot the point whose cylindrical coordinates are given. Then find the rectangular coordinates of the point.

1. (a)  $(4, \pi/3, -2)$  (b)  $(2, -\pi/2, 1)$   
 2. (a)  $(\sqrt{2}, 3\pi/4, 2)$  (b)  $(1, 1, 1)$

3–4 Change from rectangular to cylindrical coordinates.

3. (a)  $(-1, 1, 1)$  (b)  $(-2, 2\sqrt{3}, 3)$   
 4. (a)  $(2\sqrt{3}, 2, -1)$  (b)  $(4, -3, 2)$

5–6 Describe in words the surface whose equation is given.

5.  $\theta = \pi/4$  6.  $r = 5$

7–8 Identify the surface whose equation is given.

7.  $z = 4 - r^2$  8.  $2r^2 + z^2 = 1$


9–10 Write the equations in cylindrical coordinates.

9. (a)  $x^2 - x + y^2 + z^2 = 1$  (b)  $z = x^2 - y^2$   
 10. (a)  $3x + 2y + z = 6$  (b)  $-x^2 - y^2 + z^2 = 1$

11–12 Sketch the solid described by the given inequalities.

11.  $0 \leq r \leq 2, -\pi/2 \leq \theta \leq \pi/2, 0 \leq z \leq 1$   
 12.  $0 \leq \theta \leq \pi/2, r \leq z \leq 2$

13. A cylindrical shell is 20 cm long, with inner radius 6 cm and outer radius 7 cm. Write inequalities that describe the shell in an appropriate coordinate system. Explain how you have positioned the coordinate system with respect to the shell.

 14. Use a graphing device to draw the solid enclosed by the paraboloids  $z = x^2 + y^2$  and  $z = 5 - x^2 - y^2$ .

15–16 Sketch the solid whose volume is given by the integral and evaluate the integral.

15.  $\int_{-\pi/2}^{\pi/2} \int_0^2 \int_0^{r^2} r \, dz \, dr \, d\theta$  16.  $\int_0^2 \int_0^{2\pi} \int_0^r r \, dz \, d\theta \, dr$

17–28 Use cylindrical coordinates.

17. Evaluate  $\iiint_E \sqrt{x^2 + y^2} \, dV$ , where  $E$  is the region that lies inside the cylinder  $x^2 + y^2 = 16$  and between the planes  $z = -5$  and  $z = 4$ .

18. Evaluate  $\iiint_E z \, dV$ , where  $E$  is enclosed by the paraboloid  $z = x^2 + y^2$  and the plane  $z = 4$ .

19. Evaluate  $\iiint_E (x + y + z) \, dV$ , where  $E$  is the solid in the first octant that lies under the paraboloid  $z = 4 - x^2 - y^2$ .

20. Evaluate  $\iiint_E x \, dV$ , where  $E$  is enclosed by the planes  $z = 0$  and  $z = x + y + 5$  and by the cylinders  $x^2 + y^2 = 4$  and  $x^2 + y^2 = 9$ .

21. Evaluate  $\iiint_E x^2 \, dV$ , where  $E$  is the solid that lies within the cylinder  $x^2 + y^2 = 1$ , above the plane  $z = 0$ , and below the cone  $z^2 = 4x^2 + 4y^2$ .

22. Find the volume of the solid that lies within both the cylinder  $x^2 + y^2 = 1$  and the sphere  $x^2 + y^2 + z^2 = 4$ .

23. Find the volume of the solid that is enclosed by the cone  $z = \sqrt{x^2 + y^2}$  and the sphere  $x^2 + y^2 + z^2 = 2$ .

24. Find the volume of the solid that lies between the paraboloid  $z = x^2 + y^2$  and the sphere  $x^2 + y^2 + z^2 = 2$ .

25. (a) Find the volume of the region  $E$  bounded by the paraboloids  $z = x^2 + y^2$  and  $z = 36 - 3x^2 - 3y^2$ .  
 (b) Find the centroid of  $E$  (the center of mass in the case where the density is constant).

26. (a) Find the volume of the solid that the cylinder  $r = a \cos \theta$  cuts out of the sphere of radius  $a$  centered at the origin.



(b) Illustrate the solid of part (a) by graphing the sphere and the cylinder on the same screen.

27. Find the mass and center of mass of the solid  $S$  bounded by the paraboloid  $z = 4x^2 + 4y^2$  and the plane  $z = a$  ( $a > 0$ ) if  $S$  has constant density  $K$ .

28. Find the mass of a ball  $B$  given by  $x^2 + y^2 + z^2 \leq a^2$  if the density at any point is proportional to its distance from the  $z$ -axis.

29–30 Evaluate the integral by changing to cylindrical coordinates.

29.  $\int_{-2}^2 \int_{-\sqrt{4-y^2}}^{\sqrt{4-y^2}} \int_{\sqrt{x^2+y^2}}^2 xz \, dz \, dx \, dy$

30.  $\int_{-3}^3 \int_0^{\sqrt{9-x^2}} \int_0^{9-x^2-y^2} \sqrt{x^2 + y^2} \, dz \, dy \, dx$